

REVEAL® Q+ FOR AFLATOXIN M₁

PLEASE READ KIT INSTRUCTIONS COMPLETELY BEFORE PERFORMING TEST.



Materials Provided:

- 25 Plastic vials
- 25 Disposable pipettes
- 01 Container with 25 test strips

Materials Required, Not Provided:

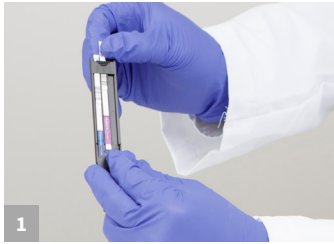
- 9681 Raptor® cartridges
- 9680 Raptor instrument
- 9696 Raptor Solo instrument

Product Number:


Reveal® Q+ for Aflatoxin M₁ (RQAFM1)

Call 800.234.5333 to order or visit NEOGEN.com

Procedure



1 Insert the test strip into the Raptor cartridge in any of the available slots.




2 Insert the cartridge containing the test strip into any of the 3 ports within the Raptor Integrated Analysis Platform or single port of the Raptor Solo.



3 Enter the sample ID by either scanning the QR code or using the on-screen keyboard.



4 Mix the milk sample prior to adding the sample into the cartridge.



5 Pipette slowly 0.4 mL milk sample at the back of the cartridge. Press next. The analysis will take place automatically.



6 After a 5-minute incubation, the results will appear on the Raptor screen.

