

Call 800.234.5333 to order or visit NEOGEN.com

Reveal[®] Q+ MAX for Zearalenone

Aqueous Extraction

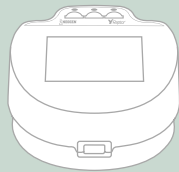
Product Number: 8188

Ordering Information

8188 Reveal Q+ MAX
for Zearalenone

9680 Raptor system

9681 Raptor cartridges



Materials Recommended, Not Provided

NEOGEN #	Item Description
9428, 9428B	Sample collection cups with lids 125 mL
9421, 9421B	Sample collection tubes with caps
9420, 9429, 9519	Filter syringes, Whatman #4 filter paper or equivalent
9330	Centrifuge, mini
9172	Micro centrifuge tubes
9448, 9447	Dispensing pump or graduated cylinder
9401, 9453	Agri-grind grinder or equivalent
9427	Scale capable of weighing 5–50 g ± 0.1 g
9426, 9452	Timer
9475	Reveal sample cup rack
9463	Pipettor, 100–1,000 µL
9464, 9487	Pipette tips 100–1000 µL
9693	Pipettor, 400 µL
—	Distilled or deionized water
8089	MAX 1 aqueous extraction packets

Test with Confidence

NEOGEN[®] introduces Reveal[®] Q+ MAX for Zearalenone, an easy-to-use quantitative lateral flow test that provides unparalleled accuracy in only five minutes.

The test utilizes the MAX common extraction allowing users to process one sample extract and test any of six mycotoxins. The aqueous extraction eliminates the need for hazardous materials and its innovative technology yields precise and reproducible results.

The Raptor[®] reader allows users to simply add sample and walk away — the instrument controls the volume, temperature, and timing of the assay. The system allows three samples to be run at one time.

- **Simple** water based extraction
- **Fast** time to result
- **Superior** cross-reactivity



REVEAL® Q+ MAX FOR ZEAREALENONE

DOWNLOAD AND READ KIT INSTRUCTIONS COMPLETELY BEFORE PERFORMING TEST.



Materials Provided:

- 25 Reveal® Q+ MAX for Zearalenone test strips
- 25 Red sample dilution cups
- 25 Clear sample cups
- 02 Bottles of sample diluent
- 01 Bottle dilution buffer
- 25 MAX 1 aqueous extraction packets

Product Number: 8188

Threshold: 25–500 ppb (wheat)
50–500 ppb (corn)

Testing time: 5 minutes

Call 800.234.5333 to order or visit NEOGEN.com

Procedure



1 Prepare by entering the QR code into the Raptor® reader



2 Obtain a representative sample. Grind and weigh out a 10 g sample.



3 Add the contents of the 1 MAX 1 packet to the sample.



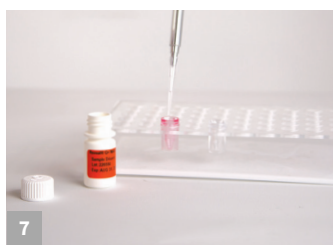
4 Add 50 mL of distilled or deionized water to the sample.*




5 Shake vigorously for 3 minutes, or blend for 1 minute.



6 Allow to settle, then filter collecting a minimum 3 mL filtrate.



7 Add 250 µL of the sample diluent to the red dilution cup.



8 Add 250 µL of the sample extract to the red dilution cup and mix up and down 5 times.



9 Insert the strip into the Raptor cartridge.



10 Insert the cartridge into the Raptor reader. Select Curve 1 or Curve 2 depending on matrix.



11 Add 400 µL sample from the red dilution cup to the back of the Raptor cartridge. Reader will start automatically.



12 Results shown on the Raptor reader. *Samples greater than 500 ppb must be diluted and re-run.

