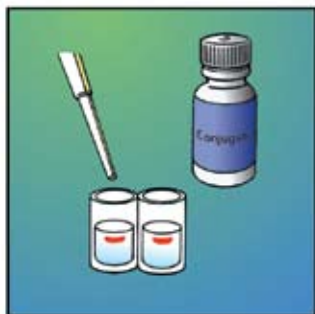


## Alert Procedure for Histamine

**Note: Please read kit instructions completely before performing test.**  
Questions? Call 800/234-5333 or 517/372-9200.



1. Place 100  $\mu$ L of conjugate into each mixing well.



2. Add 100  $\mu$ L of control and diluted sample to the respective mixing well.



3. Transfer 100  $\mu$ L to the antibody wells. Incubate for 10 minutes.




4. Dump liquid from antibody wells.



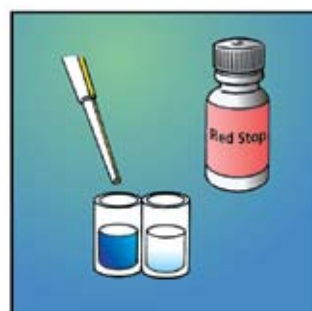
5. Wash wells thoroughly 4 times with diluted wash buffer.



6. Tap out remaining liquid on absorbent paper towel.



7. Add 100  $\mu$ L of K-Blue Substrate<sup>®</sup> to wells. Incubate for 10 minutes.



8. Add 100  $\mu$ L of Red Stop.



9. Visually read results.

### Product Specifications

Control provided:	50 ppm (optional levels upon dilution)
Testing time:	20 minutes
Antibody cross-reactivity:	Specific for histamine



620 Leshar Place • Lansing, MI 48912  
800/234-5333(USA and Canada only) • 517/372-9200 • fax: 517/372-2006  
e-mail: [foodsafety@neogen.com](mailto:foodsafety@neogen.com) • [www.neogen.com](http://www.neogen.com)