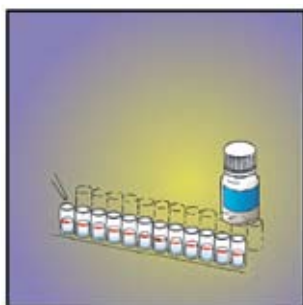
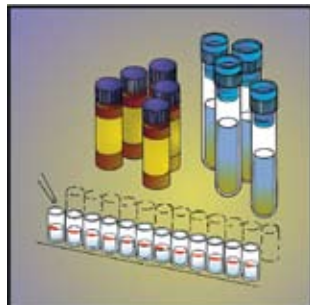


Veratox Procedure for DON 5/5

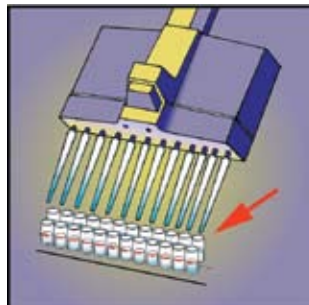
Note: Please read kit instructions completely before performing test.
Questions? Call 800/234-5333 or 517/372-9200.



1. Add 100 μ L conjugate to each red marked mixing well.



2. Add 100 μ L controls and samples to their respective wells.



3. Mix. Transfer 100 μ L to antibody wells. Incubate for 5 minutes.



4. Dump liquid from antibody wells.



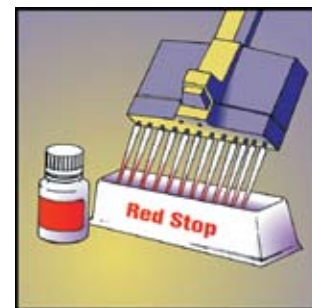
5. Wash wells thoroughly 5 times with deionized water.



6. Tap out water on absorbent paper towel.



7. Transfer 100 μ L substrate from reagent boat to antibody wells using 12-channel pipettor. Incubate for 5 minutes.



8. Transfer 100 μ L Red Stop from reagent boat to antibody wells.



9. Read results using a microwell reader with a 650 nm filter.

Product Specifications

Lower limit of detection:	0.1 ppm
Range of quantitation:	0.5 - 5.0 ppm
Controls provided:	0, 0.5, 1, 2, 6 ppm
Testing time:	10 minutes
Antibody cross-reactivity:	DON 100%. Also cross-reactive with 3-acetyl DON but does not bind to other trichothecenes.



620 Leshler Place • Lansing, MI 48912
800/234-5333 (USA and Canada only) • 517/372-9200 • fax: 517/372-2006
e-mail: foodsafety@neogen.com • www.neogen.com