

CANINE DNA SAMPLING

PLEASE READ INSTRUCTIONS COMPLETELY BEFORE PERFORMING TEST.



Materials required:

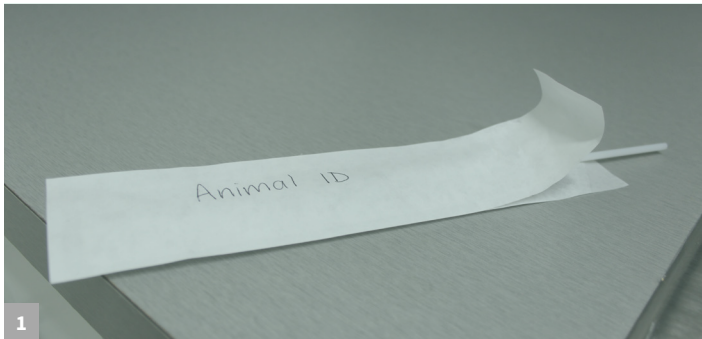
Bristle swabs are used to collect cheek cells from the mouth. Two swabs are recommended per dog for a robust DNA extraction. Contact us to obtain sample collection supplies.

Ship samples to:


NEOGEN Genomics
Attn: Samples
4131 N. 48th St., Lincoln, NE 68504

Call 877.443.6489 to order or visit NEOGEN.com

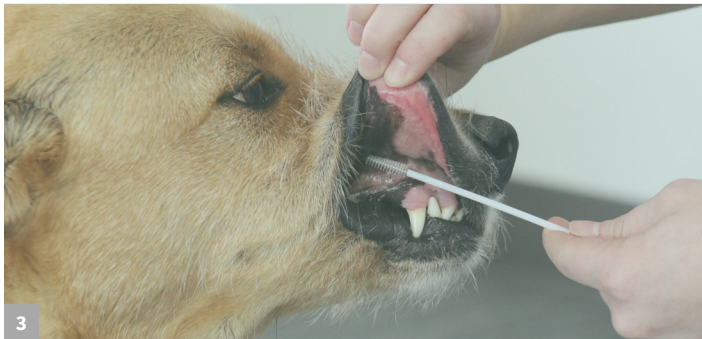
Swab Sampling




Remove food (or prevent nursing) 30 minutes prior to sampling. Write Animal ID on the outside of the swab wrapper. Animal ID must match the submission form. Each dog requires two swabs for a robust DNA extraction. Be sure to wash hands between sampling multiple dogs.



Pull back the loose ends of the swab sleeve about 1 inch (do not tear) open the swab sleeve completely. Use the plastic handle to pull swab out of packaging.



Lift the lip and place the bristles between the gum and cheek. Allow the lip to fall and place firm pressure on the outside of the muzzle while rolling the bristles between the cheek and gum for 15 seconds.



Allow the swab to air dry for 5 minutes. Do not allow bristles to touch any other surface. Return the swab (bristles first) into the original swab sleeve. The end of the paper sleeve can remain unsealed. If the opening in the swab sleeve is greater than 1 inch, tape the edges of the sleeve to protect the swab. Swab sleeves can be placed in an envelope with submission form to return to the lab.