



Reveal® Q+ MAX for DON

Aqueous Extraction
Product No. 8388

Reveal® Q+ MAX

Test with confidence

Neogen introduces **Reveal Q+ MAX for DON**, an easy-to-use quantitative lateral flow test that provides unparalleled accuracy in only 3 minutes. The new test's common aqueous extraction allows testers to use a single extraction and test any of 6 mycotoxin kits saving time on the extraction process. The DON kit's innovative technology yields precise and reproducible results.

- **Simple** water-based extraction
- **Fast** time to result
- **Convenient** room temperature storage



Advantages add up with Reveal Q+ MAX

- Common water extraction for multiple mycotoxins
- Unmatched accuracy and reproducibility
- The best technical and R&D support in the industry
- Quantitative results, 0.3–30 ppm



800-234-5333 (USA/Canada) • 517-372-9200
foodsafety@neogen.com • foodsafety.neogen.com



Reveal® Q+ MAX for DON

Aqueous Extraction

Note: Please read kit instructions completely before performing test.



1. Prepare by entering values into the Reveal AccuScan® Pro Reader



2. Obtain a representative sample. Grind and weigh out a 10 gram sample



3. Add contents of 1 MAX 1 packet to the sample



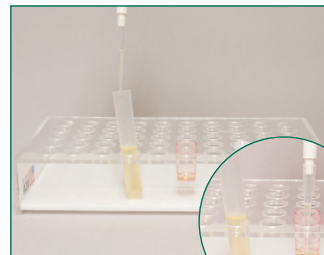
4. Add 50 mL distilled or deionized water to the sample



5. Shake vigorously for 3 minutes, or blend for 1 minute




6. Allow to settle, then filter collecting a minimum of 3 mL filtrate.



7. Add 100 µL sample extract to the red dilution cup



8. Add 1000 µL of sample diluent to the red dilution cup and mix up and down 5 times



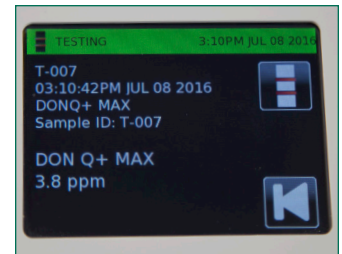
9. Transfer 100 µL diluted sample extract to sample cup



10. Place a new Reveal Q+MAX for DON strip into the sample cup. Set a timer for 3 minutes



11. Remove promptly at 3 minutes and interpret results using the Reveal AccuScan Pro reader.



12. Results shown on the AccuScan Pro. * Samples greater than 6 ppm must be diluted and re-run.

#8388 Reveal Q+ MAX for DON

Threshold: 0.3–30 ppm
Testing time: 3 minutes

Materials Provided

- 25 Reveal Q+ MAX for DON test strips
- 25 red conical sample dilution cups
- 25 clear sample cups
- 2 bottles of blue-labeled sample diluent
- 25 MAX 1 Aqueous Extraction packets
- Kit instructions for use

Materials Recommended but not Provided

Extraction Materials

- a. Sample collection cups with lids 125 mL (Neogen item 9428, 9428B)
 - b. Sample collection tubes with caps (Neogen item 9421, 9421B)
 - c. Filter syringes, Whatman #4 filter paper or equivalent (Neogen item 9420, 9429, 9519)
 - OR
 - d. Centrifuge, mini (Neogen item 9330)
 - e. Microcentrifuge tubes (Neogen item 9172)
 - f. Dispensing pump or graduated cylinder (Neogen item 9448, 9447)
- Agri-Grind grinder or equivalent (Neogen item 9401, 9453)
Scale capable of weighing 5–50 grams ± 0.1 g (Neogen item 9427)

Timer (Neogen item 9426, 9452)

- Reveal sample cup rack (Neogen item 9475)
- Pipettor, 100 µL (Neogen item 9860, 9290)
- Pipette tips, 1–200 µL (Neogen item 9407, 9410, 9417)
- Pipettor 100–1,000 µL (Neogen item 9463)
- Pipette tips, 100–1,000 µL (Neogen item 9464, 9487)
- Distilled or deionized water
- AccuScan Gold reader (Neogen item 9595) or AccuScan Pro reader
- MAX 1 Aqueous Extraction packets (Neogen item 8089)
- MAX 1–G50 Aqueous Extraction packets (Neogen item 8089G)



800-234-5333 (USA/Canada) • 517-372-9200
foodsafety@neogen.com • foodsafety.neogen.com

