Reveal® Q+ for DON Endpoint

DOWNLOAD AND READ KIT INSTRUCTIONS COMPLETELY BEFORE PERFORMING TEST.

Materials Provided:
25 Reveal® Q+ for DON Endpoint test strips
25 red sample dilution cups
25 clear sample dilution cups
01 bottle of sample diluent

Product Number: 8375
Threshold: 0.3–6 ppm
Testing time: 3 minutes

Call 800.234.5333 to order or visit neogen.com

Procedure

Prepare by entering the QR code found on the QR code card into the Solo Reader.

Obtain a representative sample. Grind and weigh out a 10 g sample.

Add 100 mL of distilled or deionized water to the sample.

Shake vigorously for 3 minutes.

Allow to settle, then filter or centrifuge sample.



Add 100 µL sample extract to the red dilution cup.

Add 1000 µL sample diluent to the red dilution cup and mix up and down 5 times.

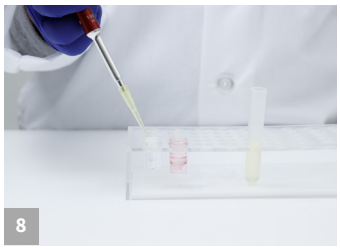

Transfer 100 µL diluted sample extract to clear sample cup.

Place a new Reveal Q+ for DON strip into the sample cup. Set a timer for 3 minutes.



Insert strip into the Raptor® Solo cartridge. Insert cartridge into the reader.

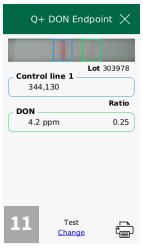

The results shown on the Solo screen. Samples greater than 6 ppm must be diluted and retested.

Reading the Test Results

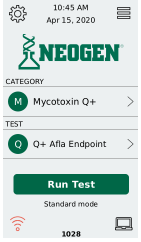

Select category: Mycotoxin Q+

Select test: Q+ DON Endpoint

Press run test.

On the next screen, select lot. If not listed, add the lot by scanning the QR code located on the device tube.



Enter sample ID as needed — press accept. Fully insert the Reveal Q+ for DON Endpoint test strip into the Neogen® labeled cartridge adaptor with the sample end first. Insert the cartridge into the track on the Solo reader — the system will read automatically.

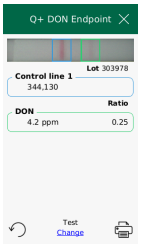

Results are displayed on the unit. Samples greater than 6 ppm must be diluted and retested. To read the next test strip, press change at the bottom of the screen — this allows the user to enter the next sample ID. Press accept and insert cartridge containing the next test strip.

© Neogen Corporation, 2023. Neogen, Raptor, and Reveal are registered trademarks of Neogen Corporation. All rights reserved.

Call 800.234.5333 to order or visit neogen.com

Reveal® Q+ for DON Endpoint

Product Number: 8375
FGIS 2021–154

Ordering Information

8375 Reveal Q+ for DON Endpoint

9696 Raptor Solo reader

Materials Recommended, Not Provided

Neogen #	Item Description
9401, 9453	Agri-grind grinder or equivalent
9427	Scale capable of weighing 5–50 g ± 0.1 g
9426, 9452	Timer
9475	Reveal sample cup rack
9272, 9860	Pipettor 100 µL
9407, 9410	Pipette tips 1–200 µL
9336	Pipettor 500 µL fixed
9464, 9487	Pipette tips 100–1,000 µL
9330	Mini centrifuge
9172	Micro centrifuge tubes
9420	Filter syringes
–	Distilled or deionized water
9428	Sample collection cups
9421, 9428	Sample collection tubes with caps
9447	Graduated cylinder 50 mL
9696	Raptor Solo reader

Test with Confidence

Neogen®'s Reveal® Q+ for DON Endpoint is an easy-to-use quantitative lateral flow test that provides unparalleled accuracy in only three minutes. This assay is created to be read on the Raptor® Solo Platform using the standard mode track. The Endpoint format is designed for use when increased workflow output is needed.

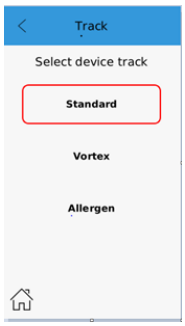

To access the standard mode program: From the main menu, select the settings icon in the upper left hand corner. Select track replacement.

Return to the home screen by pressing the home icon in the lower left hand corner. Insert the track replacement tool with the arrow facing towards you into the track in the unit.

Gently pull up to remove the track. Insert the standard Endpoint testing track into the unit (track with the blue dot on the right hand side).

NEOGEN®