

Veratox[®] for Aflatoxin

DOWNLOAD AND READ KIT INSTRUCTIONS COMPLETELY BEFORE PERFORMING TEST.



Materials Provided:

- 48 antibody-coated wells
- 48 red-marked mixing wells
- 04 yellow-labeled bottles of 0, 5, 15, and 50 ppb aflatoxin controls
- 01 blue-labeled bottle of aflatoxin HRP conjugate solution
- 01 green-labeled bottle of K-Blue[®] Substrate solution
- 01 red-labeled bottle of Red Stop Solution

Product Number: 8030

Threshold: 5–50 ppb

Testing time: 5 minutes

Sample extraction: Please follow the kit insert instructions for sample preparation and extraction before running the test procedure.

Kits must be warmed to room temperature 18–30°C (64–86°F) before use.

Call 800.234.5333 to order or visit NEOGEN.com

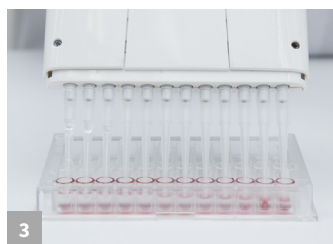
Test Procedure



1 Remove 1 red mixing well for each sample plus 4 for controls. Remove equal number of clear antibody wells and place in well holder. Add 100 μ L of conjugate to each red-marked mixing well.



2 Add 100 μ L of controls and extracted samples to the red-marked mixing well. Make sure the controls are in the correct order per the kit instructions.




3 Mix well, then transfer (using the 12-channel pipette) 100 μ L to the clear antibody wells. Incubate at room temperature for 2 minutes, sliding the microwell holder back and forth gently for the first 30 seconds.



4 Shake out the contents of the antibody wells.



5 Wash wells thoroughly with deionized water. Repeat wash step 5 times.



6 Tap out the water on an absorbent paper towel.




7 Transfer (using the 12-channel pipettor) 100 μ L of substrate from the reagent boat to the antibody wells. Incubate at room temperature for 3 minutes, sliding microwell holder back and forth gently for the first 30 seconds.



8 Transfer (using the 12-channel pipettor) 100 μ L of Red Stop Solution from reagent boat into the antibody wells and mix by sliding back and forth on a flat surface.



9 Wipe the bottom of the microwells with a dry cloth and read using a microwell reader with a 650 nm filter.



10 The result should read with a coefficient above 0.980 to be considered valid. Sample results above 50 ppb must be diluted and retested. Sample results below the limit of quantification must be reported as < 5 ppb.



Veratox[®] for Aflatoxin

Methanol Extraction
Product Number: 8030

Ordering Information

8030 Veratox for Aflatoxin

9303 NEOGEN[®] Statfax
4700 reader



Materials Recommended, Not Provided

NEOGEN #	Item Description
8055, 8056	70% ACS-grade methanol
9368	250 mL graduated cylinder
9428	Container with 125 mL capacity
9420, 9430	NEOGEN filter syringes, Whatman #1 filter paper or equivalent
9421	Sample collection tubes
9493, 9477	High-speed blender
9401	Agri-grind grinder or equivalent
9427	Scale capable of weighing 5–50 g
9273	Pipettor 12-channel
9272, 9290	Pipettor 100 µL
9410, 9407, 9417	Pipette tips for 100 µL and 12-channel pipettors
9402	Microwell holder
9426	Timer
9400	Wash bottle
9450	2 reagent boats for 12-channel pipettor
–	Distilled or deionized water
9303	NEOGEN Statfax reader or equivalent microplate reader with 650 nm filter

Aflatoxin is a toxic and carcinogenic substance produced by certain strains of the molds *Aspergillus flavus* and *A. parasiticus*. Aflatoxin contamination can pose a serious health threat to humans and livestock — it's been shown to cause liver damage, cancer, decreased milk and egg production, immune suppression, and interference with reproductive efficiency.

The best protection against aflatoxin and other mycotoxins is monitoring for their presence in feed and food by testing along the pathway from initial harvest of grains to finished product.

Test with Confidence

Veratox[®] for Aflatoxin is a quantitative ELISA microwell assay — perfect for those with laboratory setups from food manufacturers to commercial laboratories. The assay requires a 650 nm filter microwell assay reader.

- FGIS and AOAC-approved method
- Cost-effective microwell format for batch testing
- For use with a wide range of commodities

