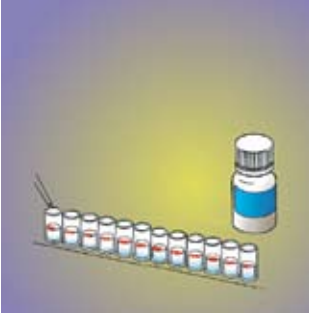


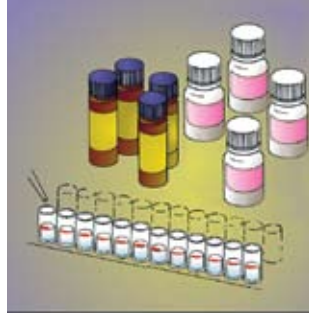
Veratox Procedure for Fumonisin

Note: Samples must be diluted before performing test.

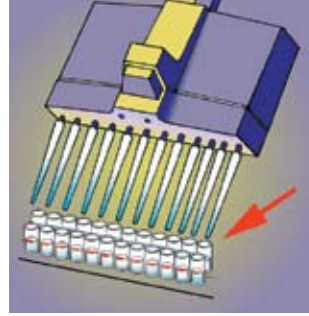
Please read kit instructions completely before beginning. Questions? Call 800/234-5333 or 517/372-9200.



1. Add 100 μ L conjugate to each red marked mixing well.



2. Add 100 μ L controls and diluted samples to their respective wells.



3. Mix. Transfer 100 μ L to antibody wells. Incubate for 10 minutes.



4. Dump liquid from antibody wells and wash wells thoroughly 5 times with deionized water.



5. Tap out water on absorbent paper towel.



6. Transfer 100 μ L substrate from reagent boat to antibody wells using 12-channel pipettor. Incubate for 10 minutes.



7. Transfer 100 μ L Red Stop from reagent boat to antibody wells.



8. Read results using a microwell reader with a 650 nm filter.

Product Specifications

Lower limit of detection:	0.2 ppm
Range of quantitation:	1 ppm - 6 ppm
Controls provided:	0, 1, 2, 4 and 6 ppm
Testing time:	20 minutes
Antibody cross-reactivity:	Total fumonisins (B ₁ , B ₂ , B ₃)



620 Leshar Place • Lansing, MI 48912
800/234-5333 (USA and Canada only) • 517/372-9200 • fax: 517/372-2006
e-mail: foodsafety@neogen.com • www.neogen.com