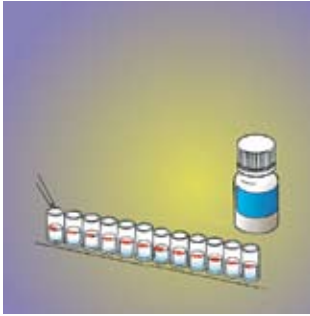
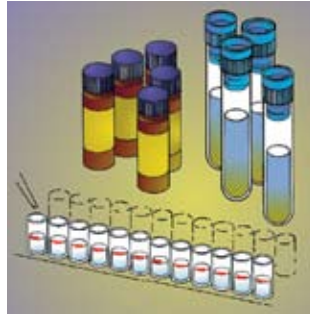


Veratox Procedure for Ochratoxin

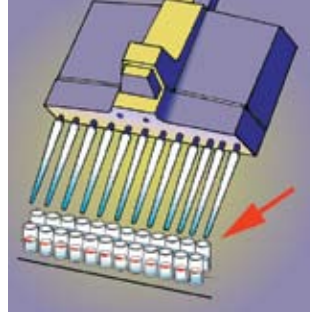
Note: Please read kit instructions completely before performing test.
Questions? Call 800/234-5333 or 517/372-9200.



1. Add 100 μ L conjugate to each red-marked mixing well.



2. Add 100 μ L controls and samples to their respective wells.



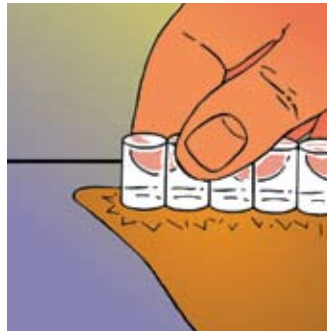
3. Mix. Transfer 100 μ L to antibody wells. Incubate for 10 minutes.



4. Dump liquid from antibody wells.



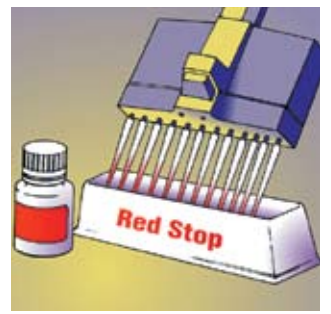
5. Wash 5 times with de-ionized water.



6. Tap out water on paper towel.



7. Transfer 100 μ L substrate from reagent boat to antibody wells using 12-channel pipettor. Incubate for 10 minutes.



8. Transfer 100 μ L Red Stop from reagent boat to antibody wells.



9. Read results using a microwell reader with a 650 nm filter.

Product Specifications

Lower limit of detection:	1 ppb
Range of quantitation:	2 ppb - 25 ppb
Controls provided:	0, 2, 5, 10, 25 ppb
Testing time:	20 minutes
Antibody cross-reactivity:	Ochratoxin A 100%, Ochratoxin B 18%



620 Leshar Place • Lansing, MI 48912
800/234-5333 (USA and Canada only) • 517/372-9200 • fax: 517/372-2006
e-mail: foodsafety@neogen.com • www.neogen.com