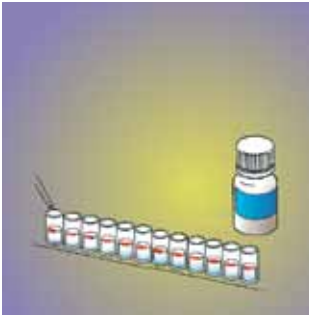
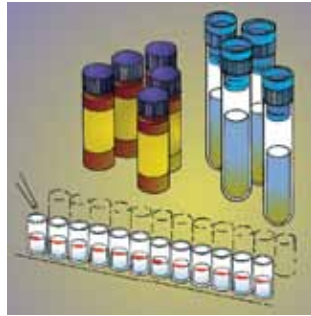


## Veratox Procedure for T-2/HT-2 Toxins

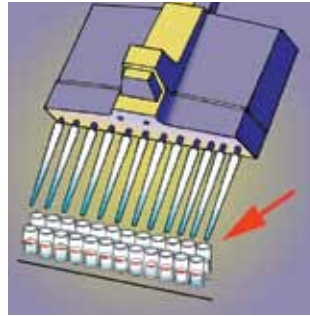
**Note: Please read kit instructions completely before performing test.**  
Questions? Call 800/234-5333 or 517/372-9200.



1. Add 100  $\mu$ L conjugate to each red-marked mixing well.



2. Add 100  $\mu$ L controls and samples to their respective wells.



3. Mix. Transfer 100  $\mu$ L to antibody wells. Incubate for 5 minutes.



4. Dump liquid from antibody wells.



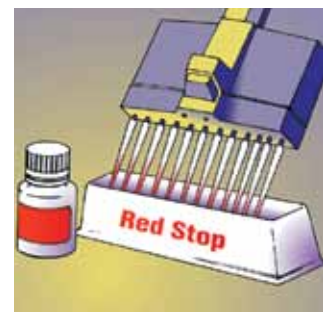
5. Wash wells thoroughly 5 times with deionized water.



6. Tap out water on absorbent paper towel.



7. Transfer 100  $\mu$ L substrate from reagent boat to antibody wells using 12-channel pipettor. Incubate for 5 minutes.



8. Transfer 100  $\mu$ L Red Stop from reagent boat to antibody wells.



9. Read results using a microwell reader with a 650 nm filter.

### Product Specifications

Lower limit of detection:	10 ppb
Range of quantitation:	25 ppb - 250 ppb
Controls provided:	0, 25, 50, 100 and 250 ppb
Testing time:	10 minutes
Antibody cross-reactivity:	T-2 Toxin 100%, HT-2 100%.



620 Leshar Place • Lansing, MI 48912  
800/234-5333 (USA and Canada only) • 517/372-9200 • fax: 517/372-2006  
e-mail: [foodsafety@neogen.com](mailto:foodsafety@neogen.com) • [www.neogen.com](http://www.neogen.com)