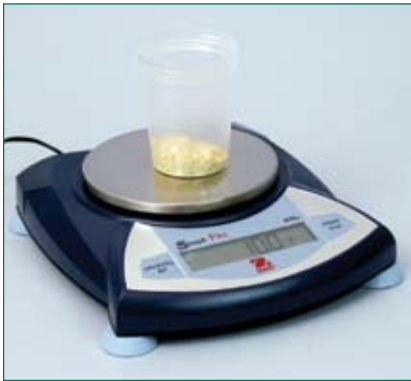


Reveal for Aflatoxin Procedure

Note: Please read kit instructions completely before performing test.
Questions? Call 800/234-5333 or 517/372-9200.



1. Obtain a representative sample. Grind and weigh out a 10 g sample.



2. Add 20 mL of 70% methanol to sample.



3. Shake sample vigorously for 1 minute, or blend for one minute.



4. Allow the sample to settle.

OR



4. Filter sample using a filter syringe.

OR



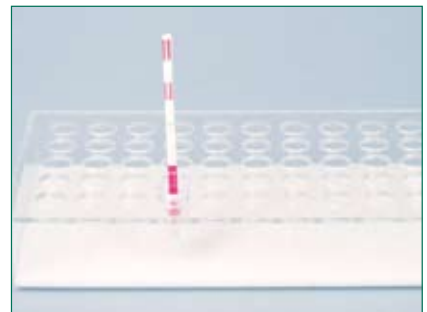
4. Filter sample using a Whatman #1 filter paper.




5. Add 200 µL sample diluent to a sample cup.



6. Add 200 µL sample extract to the sample cup and mix 3 times.



7. Place a new Reveal Aflatoxin strip into a sample cup. Set timer for 3 minutes.



8. Interpret test results visually, or using the Reveal AccuScan System.

Negative (less than 20 ppb): Sample can be interpreted as soon as 2 lines are visible (1–2 minutes).

Positive (more than 20 ppb): Sample should be interpreted at 3 minutes. No sample line and one control line.

#8015 Reveal for Aflatoxin

Call **800/234-5333** to order
 or visit us online
 at www.neogen.com

Threshold: 20 ppb
Testing time: 3 minutes
Cross Reactivity: Aflatoxin B₁, B₂, G₁, G₂

Materials Provided

25 test strips
 25 sample cups
 1 bottle of sample diluent
 Kit instructions

Extraction Materials Available from Neogen

Grinder
 Scale
 Sample collection cups w/lids
 70% Methanol
 Graduated cylinder
 Whatman #1 filter paper **OR**
 Filter syringe

Testing Materials Available from Neogen

Reveal sample cup rack
 Pipettor
 Pipette tips
 Reveal AccuScan